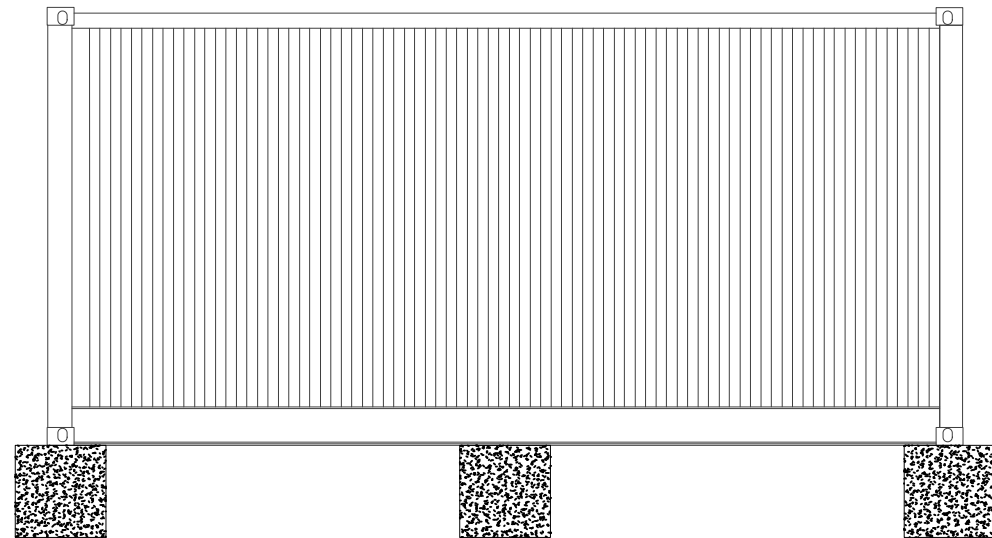
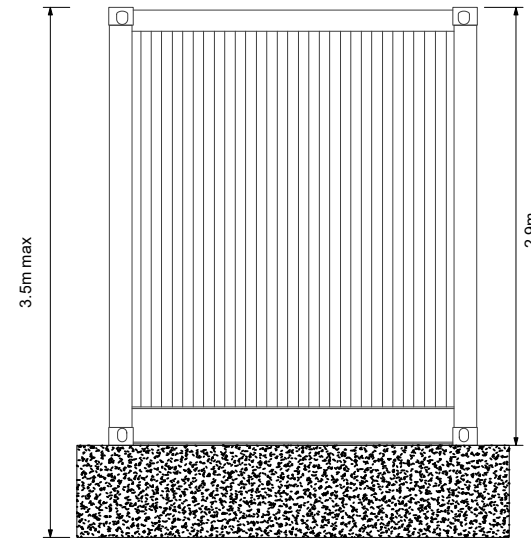


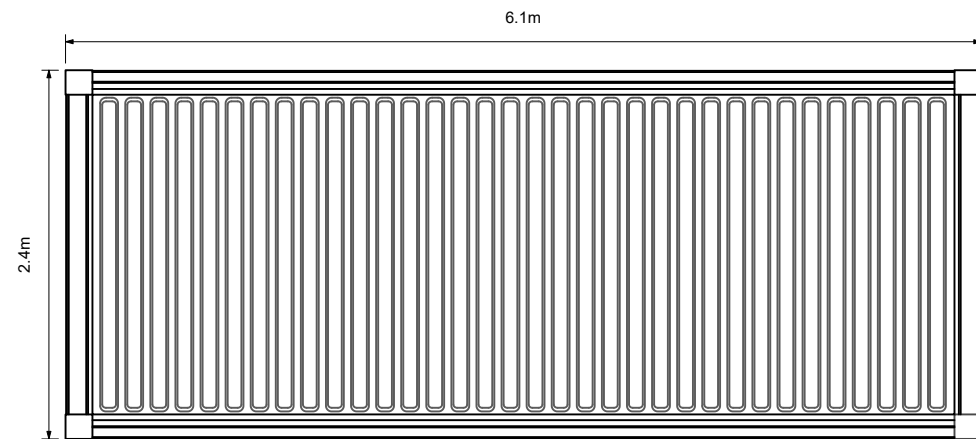
Side Elevation



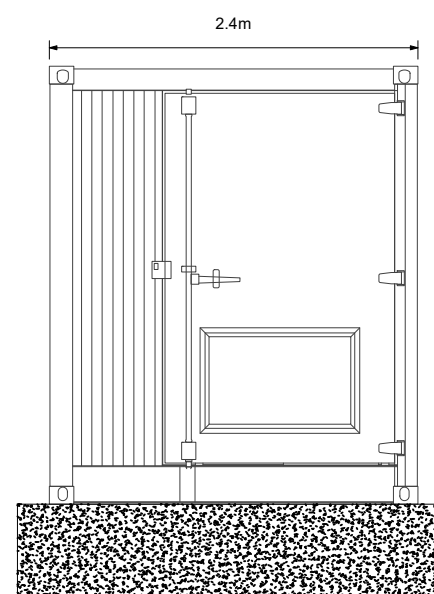
Rear Elevation



Roof Plan



Front Elevation



GENERAL NOTES:

1) ALL DIMENSIONS ARE IN METERS UNLESS SPECIFIED.

Revisions:  
First Issue- 22/09/2023 JS

ALL DIMENSIONS TO BE CHECKED ON SITE WORK TO FIGURED DIMENSIONS ONLY REPORT DISCREPANCIES TO THE GFP AT ONCE BEFORE PROCEEDING COPYRIGHT ACT APPLIES.

© Enso Energy Ltd. Crown Copyright. All rights reserved. © 2023  
Emapsite license number 0100031673



Enso Energy Limited, Unit 1 & 2 Cirencester Office Park,  
Telbury Road, Cirencester, GL7 6JJ  
Tel: 01452 764685 Email: enquiries@ensoenergy.co.uk

Project Title:

**Alaw Môn (Wylfa) Solar Farm**

Drawing Title:

**BESS Inverter/Transformer**

DRWG No: WAM-01-P20	Rev: -	Sht no: -
Drawn by : JS	Checked by: OH	
Scale: 1:50 @ A3	Date: 22/09/2023	