
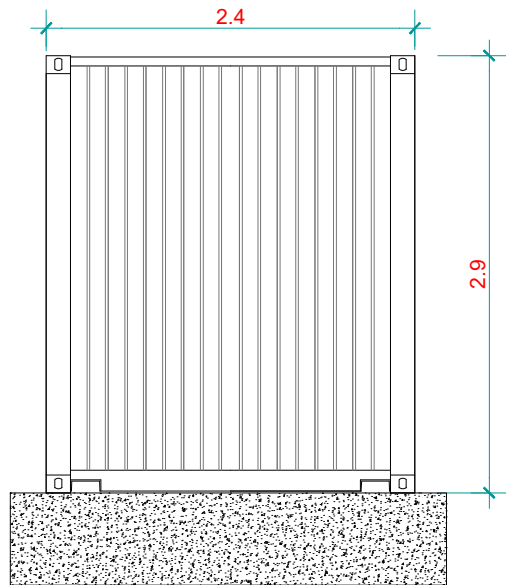



Roof Plan



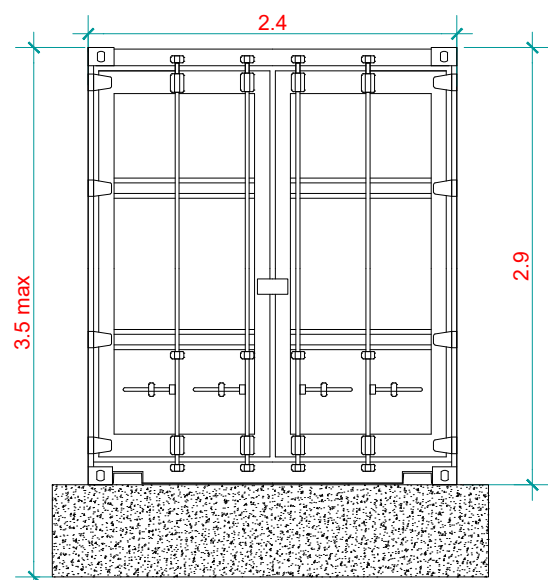
Rear Elevation



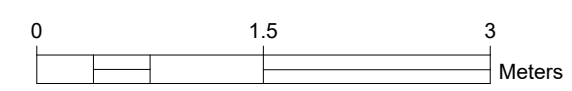
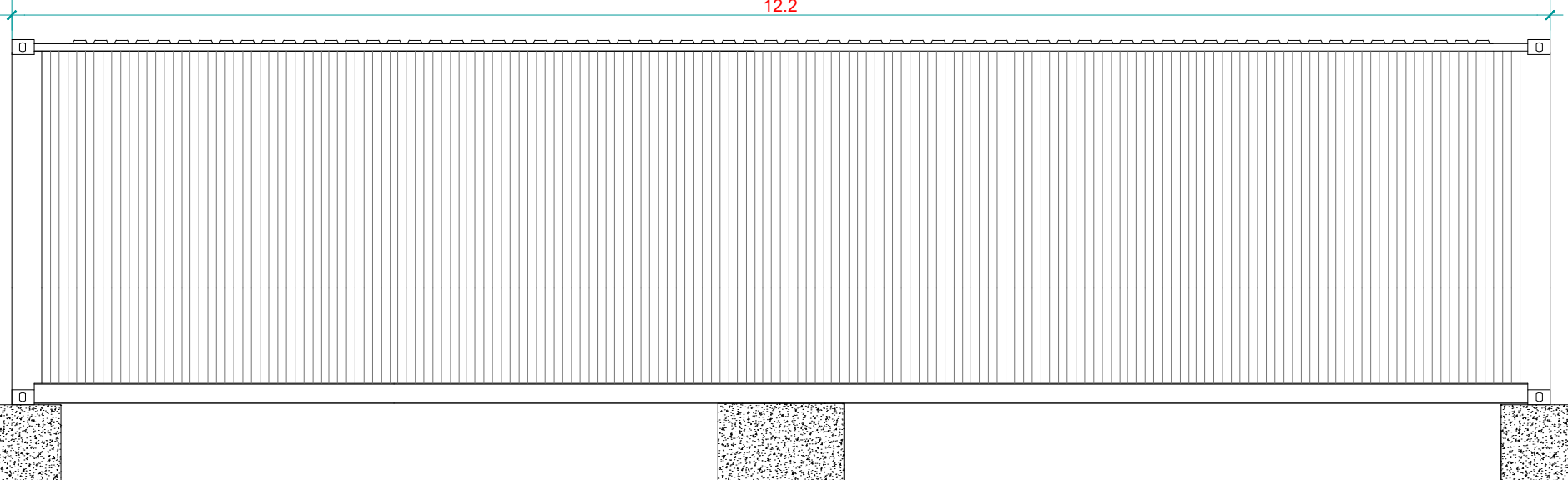
Floor Plan



Front Elevation



Side Elevation



GENERAL NOTES

- 1) ALL DIMENSIONS ARE IN METERS UNLESS SPECIFIED.
- 2) INVERTER STATIONS TO BE PAINTED RAL6005
- 3) FOUNDATIONS SHOWN INDICATIVELY ONLY. DIMENSIONS TO BE CONFIRMED BASED ON SITE CONDITIONS.

LEGEND

REFERENCE DRAWINGS

No.	DRAWING TITLE	DRAWING No.

R	DATE	DESCRIPTION OF REVISION	REMARKS

PROJECT NAME :
**ALAW MÔN
SOLAR PV AND BATTERY**

OWNER'S ENGINEER :

GENERAL CONTRACTOR :



THIS DRAWING IS PROPERTY OF CERO GENERATION AND MAY NOT BE COPIED (IN WHOLE OR IN PART) USED FOR MANUFACTURING OR DISCLOSED WITHOUT PRIOR CONSENT OF CERO GENERATION.

DRAWN BY	DATE	CHECKED BY	DATE	APPROVED BY	DATE	DRAWING No.:	SIGN	TITLE
GM	28-07-2021					AM4.0		Inverter/Transformer Stations

SHEET SIZE	SHEET	SCALE	REV
A3	1 OF 1	1:50	01